

HEB



CASS

**Comprehensive Advanced Specific Summarised Studies
-For Homoeopathy Science (CASS Studies)
An Official Publication of Bureau for Health & Education Status Upliftment
(Constitutionally Entitled as Health-Education Bureau)**

MIASMATIC DECODING IN ALLERGIC DISEASES OF CHILDREN

Dr. Jayasree V

**Research Scholar & Assistant Professor
Sarada Krishna Homoeopathic Medical College, Kulasekharam**

Email Id: serviceheb@gmail.com

ABSTRACT:

The prevalence of allergic diseases in children is increasing worldwide. Allergic rhinitis, Bronchial asthma and Allergic dermatitis are the commonly seen allergic diseases in children. Often there is a genetic predominance in allergic diseases. Nearly 60% to 80% of children with biparental allergies will develop allergic disease. So in this scenario, Homoeopathic medicine plays an effective role in treating allergic diseases. The administration of intercurrent antimiasmatic medicine often promotes recovery and cure to the patient. Thus, the aim of this study is to decode the miasmatic expression of diseases in children through antimiasmatic intervention as intercurrent remedy. Thirty cases were randomly selected from the OPD and Rural Centre of Sarada Krishna Homoeopathic Medical College Hospital. Based on the inclusion criteria and exclusion criteria all the cases were selected for the study and the diagnosis was made based on clinical presentations. Based on the totality of symptoms, the individualized medicine was given and a suitable intercurrent remedy was given in between. The improvement criteria were based on the symptomatic relief of the patient using the visual analogue scale. The result of this study showed that there is marked improvement in all the cases with very limited recurrences after the antimiasmatic interventions. Psorinum and Tuberculinum were the most commonly used intercurrent remedy. This study highlights the importance of antimiasmatic medicine for decoding the miasm at the genetic level. Thus, there is a strong need of genetic related studies to explore the effectiveness of Homoeopathic medicine in this scientific world.

Keywords: Allergic diseases, intercurrent remedy, antimiasmatic remedy, Psorinum, Tuberculinum.

Access this Article Online

Website: <https://heb-nic.in/cass-hom/>

Received on 04/07/2023

Accepted on 10/07/2023

© HEB All rights reserved

Quick Response Code:



INTRODUCTION

Allergic diseases are group of immune-mediated disorders mainly caused by IgE-dependent immunological reaction to an allergen, seen commonly in children of all age groups. School children often suffer from allergic diseases like allergic rhinitis, bronchial asthma and allergic dermatitis once they start their schooling. Allergic diseases are one of the common disease condition seen in this population. Homoeopathic medicines show effective results in curing such diseases. Since the prevalence of allergic diseases are increasing day by day, there is a need of an antimiasmatic remedy in correct potency and dose mainly in the form of intercurrent one. So this study mainly focused on the intercurrent administration of antimiasmatic medicines in children of allergic diseases, to provide a complete relief by reducing the remissions and relapses of the disease.

OBJECTIVES

- To decode the miasmatic expression of allergic diseases in children.
- To explore the efficacy of antimiasmatic remedy as an intercurrent remedy.

METHODS

A prospective observational study, sample of 30 cases was selected and data was recorded in a pre-structured case record format of Sarada Krishna Homoeopathic Medical College and Hospital.

Inclusion criteria - Patients of age groups 6-16 years old, having allergic diseases - allergic rhinitis, Bronchial asthma and allergic dermatitis was considered for study.

Exclusion criteria – age groups above 17 yrs, other allergic diseases like food allergy, contact dermatitis etc.

Those selected cases were analyzed and the totality was erected. A suitable individualized remedy was prescribed, followed by intercurrent remedy given in between the treatment. Selection of potency and repetition of doses were done based on homeopathic principles. Assessment was done on subsequent follow-ups for a period of 6-8 months using a visual analogue scale and changes observed in the patient was recorded.

OBSERVATION & RESULTS

CHART: 1 DATA BASED ON TYPE OF ALLERGIC DISEASES

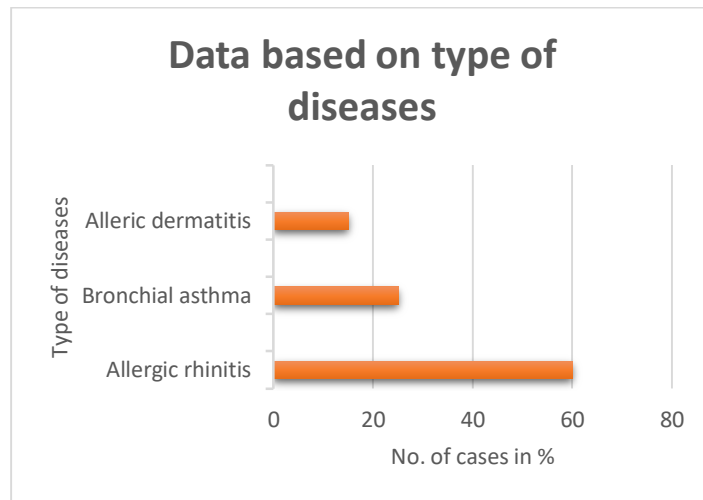


CHART: 2 DATA BASED ON GENDER

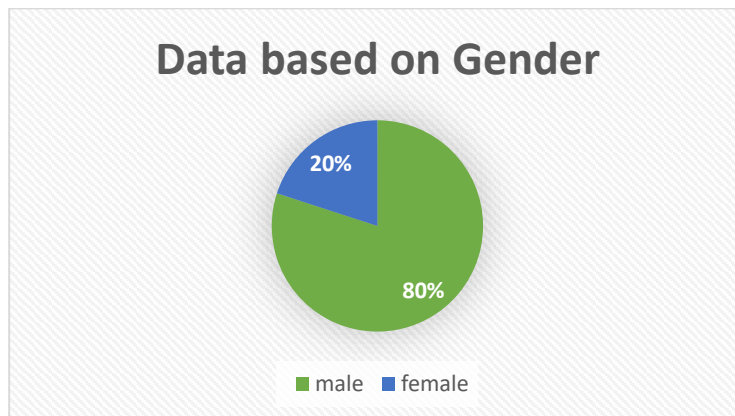


CHART: 3 DATA BASED ON MIASMS

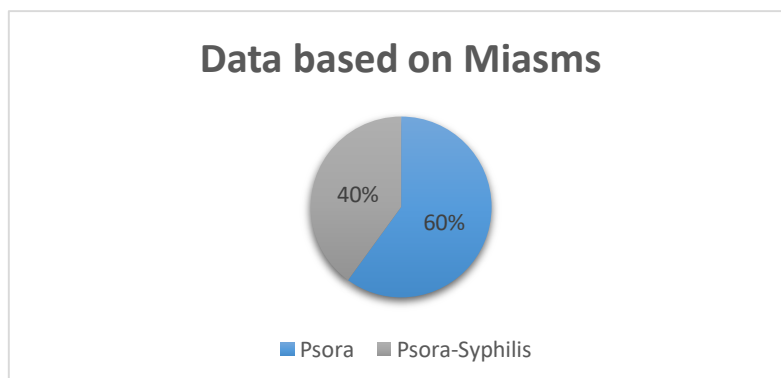
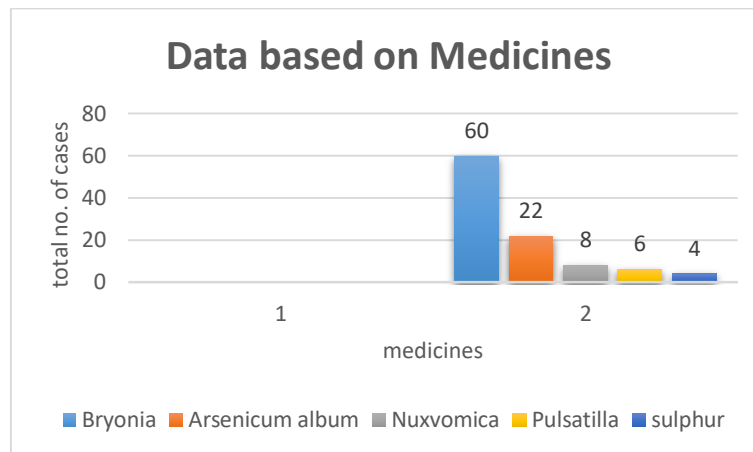
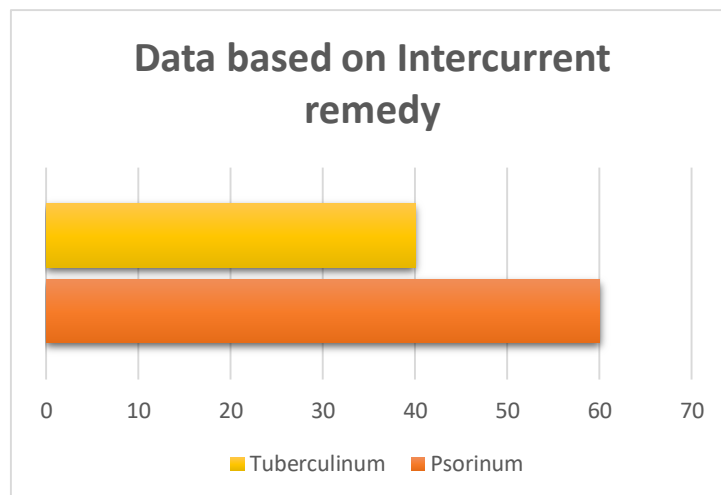


CHART: 4 DATA BASED ON MEDICINES PRESCRIBED**CHART: 5 DATA BASED ON INTERCURRENT REMEDY**

RESULTS

The study reveals significant changes in the disease intensity scores after the Homoeopathic treatment. Therefore, this study shows that administration of intercurrent remedy in succession is very effective in managing allergic diseases in children.

DISCUSSION

A miasmatic decoding involves the finding out the miasm of the individual which decodes the genetic transmission of diseases transmitting from generations to generations. As Hahnemann stated in aphorism 81, the inherited diseases transmitting from generations to generations in the form of Psora. Miasm is nothing but the gene which is inherited in an individual in latent form. So when there is a stimulus this inherited miasm explodes out in the form of diseases especially the allergic diseases. According to Hahnemann statement in footnote of aphorism 284, those children receive Sulphur during their fetal period is free from inherited diseases. So a miasmatic analysis was made on this study by considering all the factors of miasmatic

diagnosis. As Hahnemann stated in the aphorism 171, there is a need of succession of antipsoric remedies during the course of treatment. Therefore, this study highlights the importance of succession of antipsoric remedies.

- Nearly 60% of children of this population having allergic rhinitis, 25% having Bronchial asthma and 15% having allergic dermatitis.
- Male child are more prone to develop allergic diseases than female child
- Pora and Psora-Syphilis are the common miasmatic expression seen in allergic diseases.
- Bryonia alba, Arsenicum album, Nux vomica, Pulsatilla, Sulphur are commonly used remedies.
- Psorinum and Tuberculinum are commonly given intercurrent remedies. Tuberculinum often used intercurrent among the two. These intercurrent remedies often leads to a state of cure in patients without any clinical symptoms in patients for a longer period.
- The statistical analysis of the study shows that the value of p is $< .00001$. Therefore, the null hypothesis is rejected at 99.99% significance.

CONCLUSION

Miasm often interprets as infectious disease, but it is the genetic related disease which is inherited in person. Once the physician can able to decode the miasm of an individual based on a genetic expression of disease, he can able to cure diseases especially allergic diseases. So a strong recommendation put forward in further studies for exploring the effectiveness of Homoeopathic medicine in genetic level.

REFERENCES

- Krishna Das K V. Text book of Medicine. New Delhi: Jaypee Brothers Medical Publishers (P) Ltd. 6th Edition: 2017.
- Allen Henry J. The Chronic Miasms with Repertory. Rearranged and Augmented Edition: 2007. New Delhi: B. Jain Publishers (P) Ltd. 2012
- Ortego S. Proceso. Notes on the miasms. New Delhi: National homoeopathic pharmacy
- Banerjea Kumar Subrata. Miasmatic Prescribing. Second extended edition, 2010. New Delhi: B. Jain Publishers (P) Ltd
- Patel P. Ramanlal. Chronic miasms in Homoeopathy and their cure with Classification of their rubrics/symptoms in Dr.Kent's Repertory (Repertory of miasm). Indian Edition. Kottayam: Hahnemann Homoeopathic Pharmacy.p.21-27,48-50,57-59
- Hahnemann Samuel, The Chronic Diseases Their Peculiar Nature and Their Homoeopathic Cure. New Delhi: B. Jain Publishers (P) Ltd; 2007.

- Siebenwirth J, et al. Effectiveness of a classical homoeopathic treatment in atopic eczema. A randomized placebo- controlled double- blind clinical trial. *Homoeopathy*.2009Oct; 16(5):315-23.doi:10.1159/000242434.
- Hahnemann Samuel. *Organon of Medicine*. 5th and 6th edition: New Delhi: B. Jain Publishers Private Ltd, 2002